

EXECUTIVE SUMMARY

Over the past 10-15 years international student mobility has become an increasingly important part of the global higher education landscape. The total number of mobile tertiary education students was estimated to have reached more than 2.7 million in the academic year 2006-07. The United States consistently hosts more foreign students than any other country in the world. At the same time, an increasing number of U.S. students are participating in study abroad.

Samford University has attracted international students to a variety of academic programs over the years. The University currently sponsors exchange programs with universities in Germany, Korea, China and the United Kingdom.

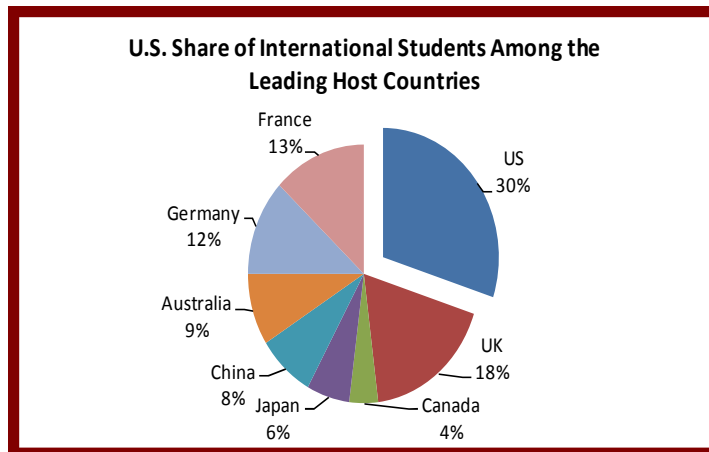
Samford has 42 international students enrolled this academic year in undergraduate and graduate courses. These students come from Australia, Brazil, Canada, China, Croatia, India, Kenya, Latvia, Lebanon, Nicaragua, Paraguay, Romania, Russia, South Africa, South Korea, the United Kingdom, Venezuela, and Zambia.

In the academic year 2005-06, 268 Samford students participated in study abroad. These students studied in the United Kingdom, Spain, Peru, Mexico, Kenya, Italy, Greece, Guatemala, Germany, France, Costa Rica, China, and Belize. All of these programs were administered by Samford University.

INTERNATIONAL STUDENT MOBILITY

Historical Background

In the United States, the international study program was introduced in 1923 when eight junior students from the University of Delaware went to study in France. The program was developed by Raymond W. Kirkbride, professor of music and World War I veteran, who hoped that international student exchange programs would lead to better cultural understanding and tolerance. Though suspended during World War II, the international student exchange expanded in the late 1940s and has continued to grow every year reaching a global magnitude. According to UNESCO, in the 2006-07 academic year, over 2.7 million students were pursuing academic studies outside their home country. The United States attracted the greatest share of the internationally mobile students.



Foreign Students in the U.S.

From the perspective of the United States, foreign students are an important segment of the student population. In the 2006-07 academic year, 582,984 international students were attending U.S. colleges and universities. Most of these students (59%) came from Asia, the leading region of origin of international students. The top five fields of study of international students were business and management, engineering, physical & life sciences, social sciences, and mathematics and computer science.

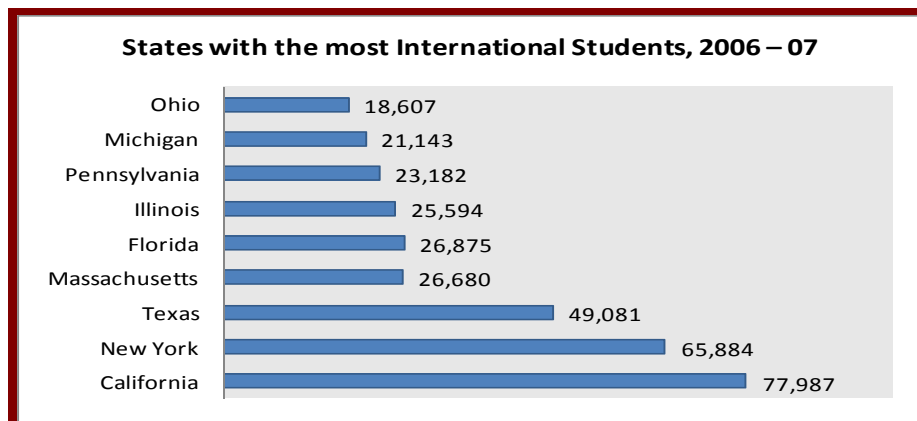
**TOP 10 PLACES OF ORIGIN OF INTERNATIONAL STUDENTS
2005 - 06 and 2006 - 07**

Rank	Place of Origin	2005 - 06	2006 - 07	2006 - 07% of International	% Change
	WORLD TOTAL	564,766	582,984		3.2
1	India	76,503	83,833	14.4	9.6
2	China	62,582	67,723	11.6	8.2
3	South Korea	59,022	62,392	10.7	5.7
4	Japan	38,712	35,282	6.1	-8.9
5	Taiwan	27,876	29,094	5	4.4
6	Canada	28,202	28,280	4.9	0.3
7	Mexico	13,931	13,826	2.4	-0.8
8	Turkey	11,622	11,506	2	-1
9	Thailand	8,765	8,886	1.5	1.4
10	Germany	8,829	8,656	1.5	-2

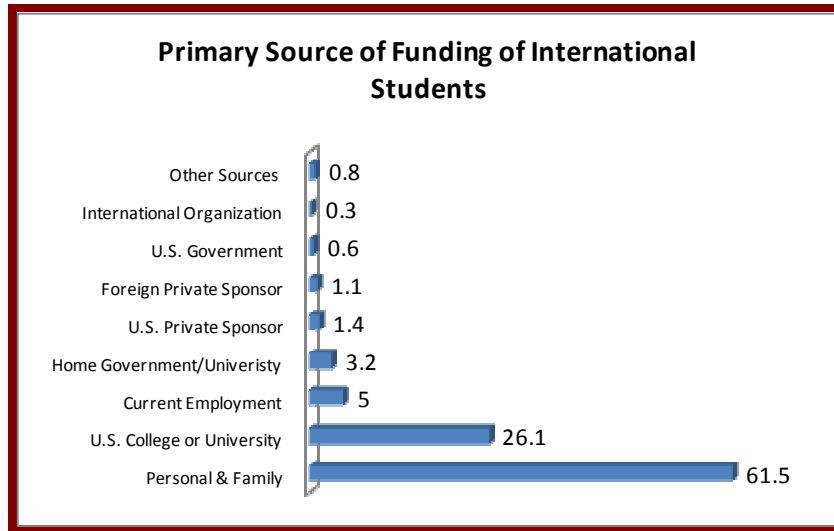
India is the leading country of origin of the international students in doctoral/research institutions and master's institutions. Canadian students dominate international student population in baccalaureate institutions.

2006 – 07 TOP 10 PLACES OF ORIGIN OF INTERNATIONAL STUDENTS BY INSTITUTIONAL TYPE

RANK	DOCTORAL INSTITUTIONS		MASTER'S INSTITUTIONS		BACCALAUREATE INSTITUTIONS	
	PLACE OF ORIGIN	% OF ENROLLMENT	PLACE OF ORIGIN	% OF ENROLLMENT	PLACE OF ORIGIN	% OF ENROLLMENT
1	India	17.4	India	13.9	Canada	11.6
2	China	15.1	Japan	9.2	Japan	9
3	South Korea	11.2	South Korea	6.5	South Korea	8.1
4	Taiwan	5.2	China	6.2	India	5
5	Canada	4.4	Taiwan	5.7	China	4.8
6	Japan	4	Canada	5	Nepal	3.8
7	Turkey	2.3	Nepal	3.1	United Kingdom	2.5
8	Mexico	2.1	Mexico	2.8	Kenya	2.3
9	Thailand	1.5	Saudi Arabia	2.3	Bulgaria	2.3
10	Germany	1.5	Kenya	2	Jamaica	2.2



For the most part, foreign study is being financed by individual students who are making an investment in their own careers. Only about 3 percent of all foreign students studying in the United States receive direct support from their home government or institution, while almost two-thirds of the students are supported from personal or family sources.

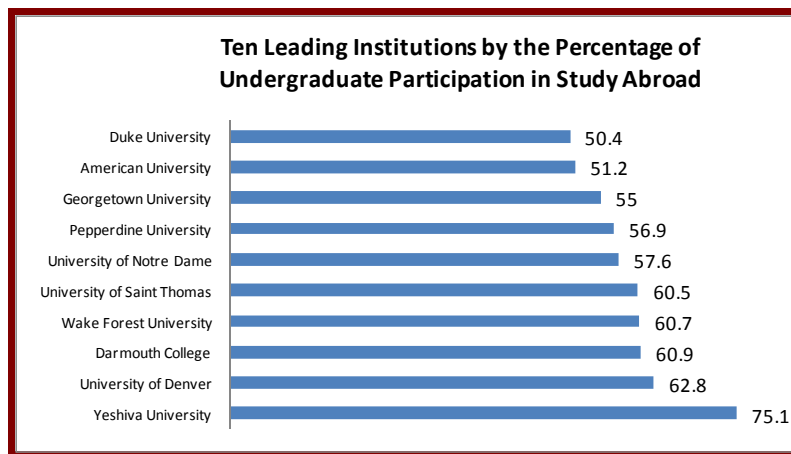


U.S. Students Abroad

In the 2005-06 academic year, two and one half times more international students came to study in the United States than U.S. students who went to study abroad. Nevertheless, the number of U.S. students attending foreign colleges and universities has grown two and one half times over the last decade.

Host Region	1995/96	2000/01	2005/06
Africa	2.3	2.9	3.8
Asia	6.4	6.0	9.3
Europe	64.8	63.1	58.3
Latin America	15.4	14.5	15.2
Middle East	2.1	1.1	1.2
North America	0.7	0.7	0.5
Oceania	4.4	6.0	6.3
Multiple Destinations	4.0	5.6	5.5
TOTAL	89,242	154,168	223,534

While more U.S. students recently enrolled in colleges and universities in Asia and Africa, Europe remains their primary destination. Unlike foreign students in the U.S. who enroll for at least one academic year, most of U.S. students study abroad for a duration of one semester (36.9%) or over the summer (37.2%). More than half (65.5%) of U.S. study abroad students are female, 34.2% are juniors, and 83% are Caucasian. Most of these students (72.3%) enroll in study abroad programs solely owned by their own institutions.



GLOSSARY

International Student: An international student is defined as anyone who is enrolled at an institution of higher education in the United States who is not a U.S. citizen, a permanent resident, or a refugee.

International Student Exchange: An agreement between two or more countries to exchange students for a relatively short period of time, often 6 to 10 months.

Study Abroad: Studying abroad is the act of a student pursuing educational opportunities in a foreign country. Typically classes taken while studying abroad award credits transferable to higher education institutions in the student's home country.

This *Higher Education Research Brief* is written and published by the Office of Institutional Effectiveness, Samford University, Birmingham, Alabama 35229.

Office of Institutional Effectiveness

800 Lakeshore Drive

Birmingham, AL 35229

Phone 205-726-4302

Fax 205-726-2971

Email

URL: <http://www.samford.edu/instresearch>